

Middlesex-London Respiratory Surveillance Report

Last updated: 2024-04-03 12:00 PM

The data in this dashboard represent a snapshot in time and are subject to change as public health investigations into reported cases continue, and as ongoing data quality updates are undertaken, such as correcting for missing or overcounted cases and deaths. The number of cases reported on any given day may change as cases may be referred between jurisdictions or, following further investigation, individuals may no longer meet the case definition. The data shown here may differ from other sources as data may be extracted at different times.

If you have questions about accessibility or require content in an alternative format, please contact accessibility@mlhu.on.ca.

Respiratory summary

COVID-19 cases

Influenza cases

Other respiratory viruses

Wastewater surveillance

Institutional outbreaks

COVID-19 vaccination

Technical notes

Respiratory Transmission Risk Assessment

Middlesex-London region is in a Non-High Risk Period for Respiratory Illness

Indicator	Status
1. New respiratory outbreaks in health care facilities	Low
2. Respiratory hospitalizations	Low
3a. % positivity for COVID-19	Low
3b. % positivity for influenza	Low
4. Wastewater surveillance trend of COVID-19	Low to medium

COVID-19 Summary

Local metrics	Week 13 (Mar 24 - Mar 30, 2024)	Season to date (Aug 27, 2023 - Mar 30, 2024)	Trend (compared to previous week)
Laboratory-confirmed cases	11	2,719	Decreased
Deaths	0	55	Same
Active outbreaks	As of the end of Apr 02, 2024: 0		Decreased
Local test positivity	Percent of tests positive: 2.5% Positivity level: Low		Lower
Provincial metrics	Week 12 (Mar 17 - Mar 23, 2024)		
Provincial weekly indicator change	Similar		

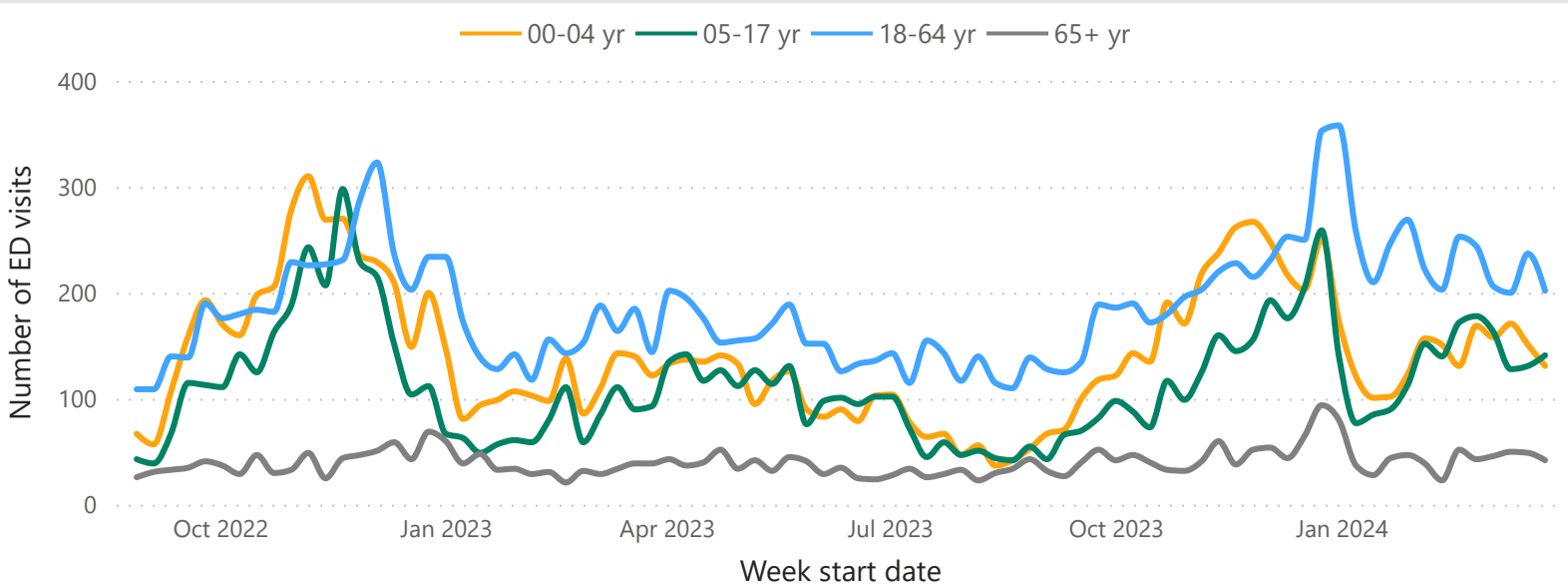
Influenza Summary

Local metrics	Week 13 (Mar 24 - Mar 30, 2024)	Season to date (Aug 27, 2023 - Mar 30, 2024)	Trend (compared to previous week)
Laboratory-confirmed cases	12	756	Decreased
Influenza sub-types	Influenza A: 3 Influenza B: 9 Influenza A and B: 0	Influenza A: 629 Influenza B: 126 Influenza A and B: 1	Decreased Decreased Same
Deaths	0	9	Same
Active outbreaks	As of the end of Mar 25, 2024: 0		Same
Provincial metrics	Week 12 (Mar 17 - Mar 23, 2024)		
Local influenza activity level	Activity level: Localized		
Provincial test positivity	Percent of tests positive: 6.7% Positivity level: Low		
Provincial weekly indicator change	Lower		

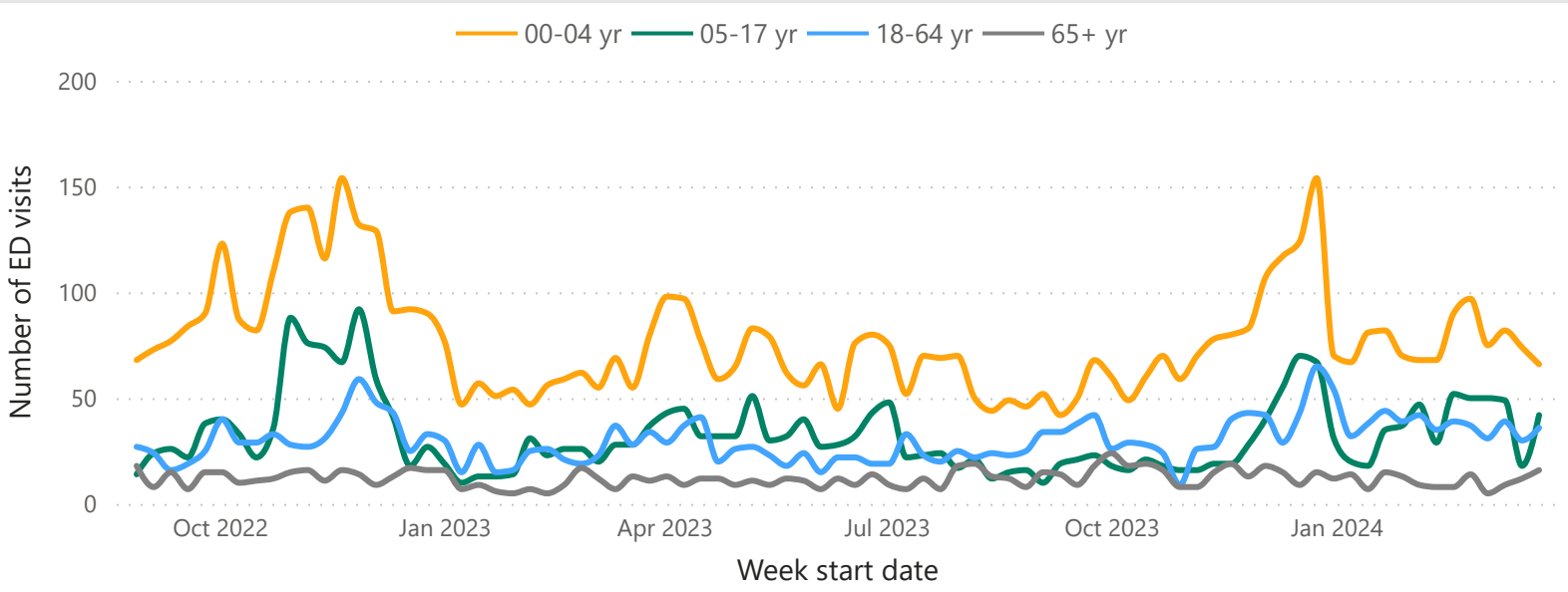
Clinical Syndromic Surveillance

Data are from the *Acute Care Enhanced Surveillance (ACES)*. ACES provides near real-time surveillance of emergency department (ED) visit records for approximately 95% of acute care hospitals in Ontario. Classifying algorithms are used to categorize each ED visit record into clinical syndromes according to information about the main reason for the visit listed in the record. Respiratory-related syndrome and influenza-like illness visits to Middlesex-London region hospitals (regardless of the client's health unit of residence) are shown below. For more details about each syndrome, please refer to the *Technical Notes*.

Weekly ED visits due to respiratory syndrome by age group in Middlesex-London

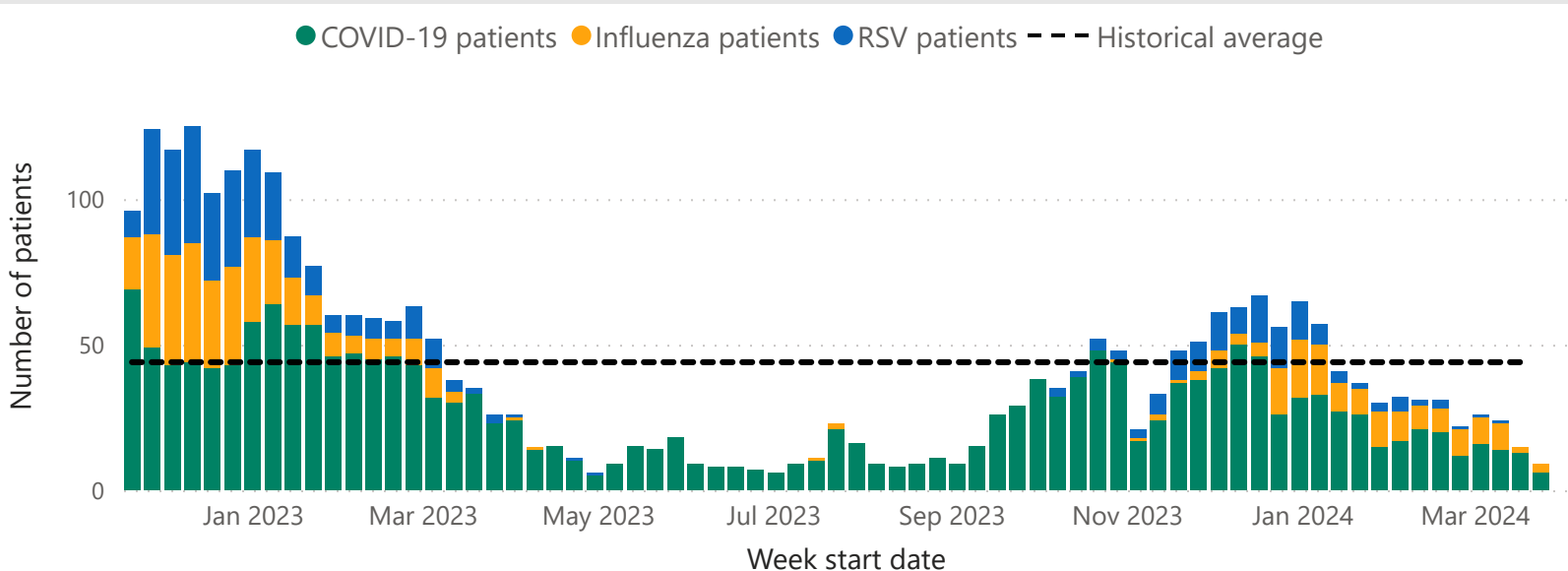


Weekly ED visits due to influenza-like illness (ILI) syndrome by age group in Middlesex-London



Hospitalizations

Weekly average number of confirmed COVID-19, influenza and RSV patients in hospital, Middlesex-London



Provincial and national reports:

The latest *Ontario Respiratory Virus Tool*, issued by PHO, is available at: [Ontario Respiratory Virus Tool](#).

The latest *Flu Watch* report, issued by the Public Health Agency of Canada (PHAC), is available at: [Weekly influenza reports](#).

Emergency department visits due to respiratory syndrome, is available at: [Viral Respiratory Mapper](#).